



GFP Monoclonal Antibody

Cat #: ABM40124

Size: 30µl /100µl /200µl

Product Information

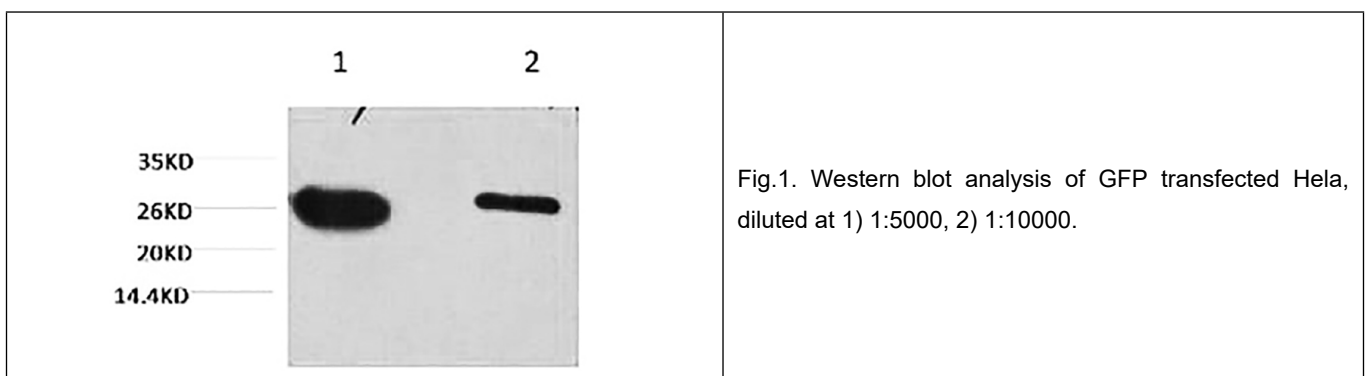
	Product Name: GFP Monoclonal Antibody		
	Applications: WB, IP		Isotype: Mouse IgG1
	Reactivity: All Species Expected		
REF	Catalog Number: ABM40124	LOT	Lot Number: Refer to product label
	Formulation: Liquid		Concentration: 1 mg/ml
	Storage: Store at -20°C. Avoid repeated freeze / thaw cycles.		Note: Contain sodium azide.

Background: Green Fluorescent Protein (GFP) has quickly become a powerful research tool for assessing gene expression and subcellular protein distribution in fixed or living cells. GFP is excited by and brightly fluoresces when exposed to UV or blue light. This feature makes it ideal as a marker for use in fluorescence microscopy, cytometry, tagging fusion proteins, and assaying transcriptional regulation from gene promoters in vivo. Numerous GFP variants with enhanced and shifted emission spectra (blue, green, and yellow) have been developed through amino acid substitutions at specific residues.

Application Notes: Optimal working dilutions should be determined experimentally by the investigator. Suggested starting dilutions are as follows: WB (1:5000), IP (1:200).

Storage Buffer: PBS, pH 7.4, containing 0.02% Sodium Azide as preservative and 50% Glycerol.

Storage Instructions: Stable for one year at -20°C from date of shipment. For maximum recovery of product, centrifuge the original vial after thawing and prior to removing the cap. Aliquot to avoid repeated freezing and thawing.



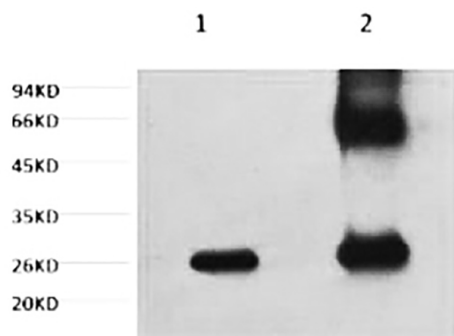


Fig.2. 1) control, 2) IP products, antibody dilution 1:200.

Note: The product listed herein is for research use only and is not intended for use in human or clinical diagnosis. Suggested applications of our products are not recommendations to use our products in violation of any patent or as a license. We cannot be responsible for patent infringements or other violations that may occur with the use of this product.